

# SHAD

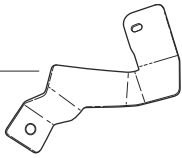
## VOGE SR1 ADV 125 '24

### SHAD LOCKS V0DV14SC

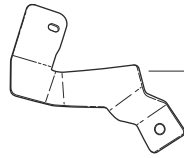
SIZE

5

BCN



1 263455 x 1



2 263456 x 1



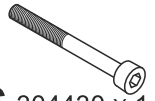
3 262939 x 1



4 262919 x 1  
Øint 6 (8x6x15)



5 303000 x 1  
Ø6



6 304430 x 1  
M6 x 75 DIN 912

## WARNING!

**(GB)**

Tight firmly the pivot.  
Make sure that the pivot  
is firmly tight.  
LUBRICATE ONLY WITH  
WD-40 OIL!  
Check tightness every  
4 months..

**(E)**

Apretar el pivote  
fuertemente. Asegurarse de  
que el pivote queda  
totalmente fijado. LUBRICAR  
SOLO CON ACEITE WD-40!  
Reparar apriete cada 4  
meses.

**(D)**

Zapfen besonders fest anziehen und  
sicherstellen, dass er sich nicht  
mehr bewegen kann. ALS  
SCHMIERMITTEL IST NUR ÖL VOM  
TYP (WD 40) ZU VERWENDEN  
Alle 4 Monate Drehmoment  
überprüfen.

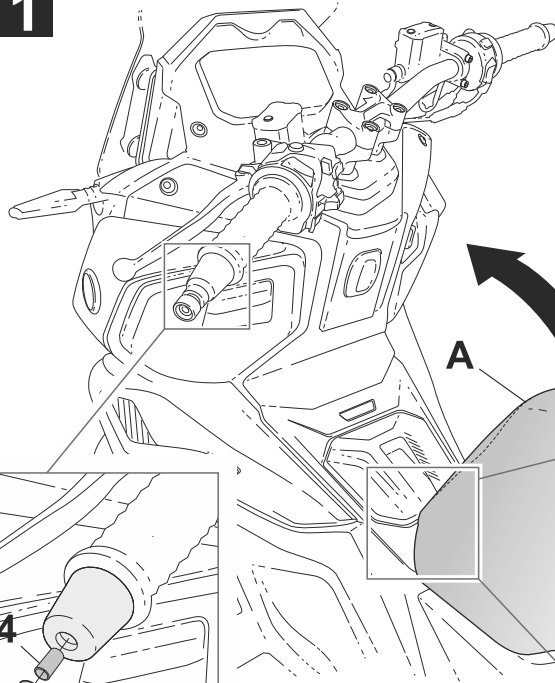
**(I)**

Premere il perno con  
forza. Assicurarsi che il  
perno sia opletamente  
fissato. LUBRIFICARE  
SOLO CON OLIO WD-40!  
Controllare il serraggio  
delle viti ogni 4 mesi..

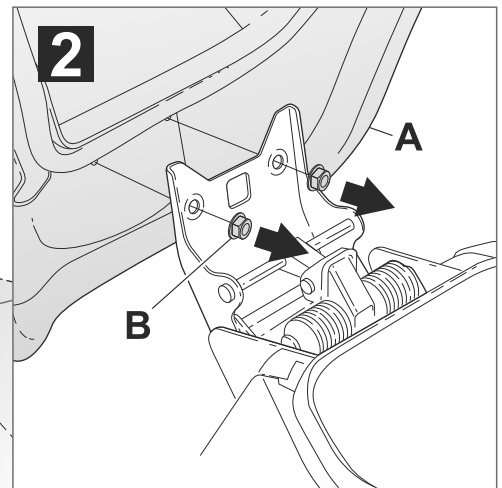
**(F)**

Serrer fortement le pivot.  
S'assurer qu'il reste  
totalment fixé.  
AVEC WD-40!  
Vérifier le serrage des  
vis tous les 4 mois.

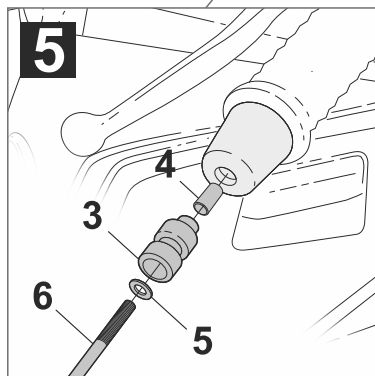
1



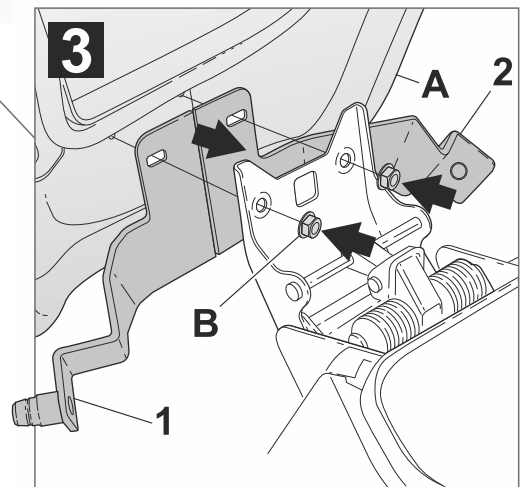
2



5



3



4

