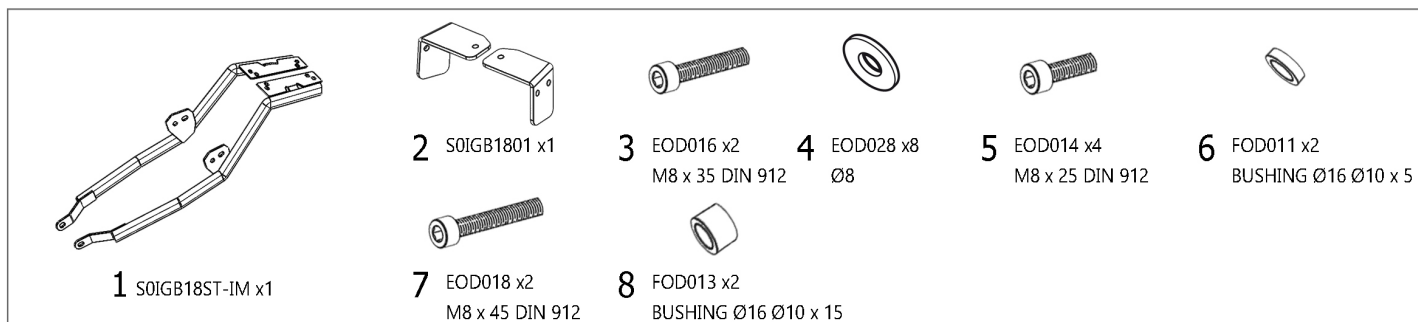


SHAD

SUZUKI GSX BANDIT 150 '18-20

KIT TOP S0IGB18ST



WARNING!

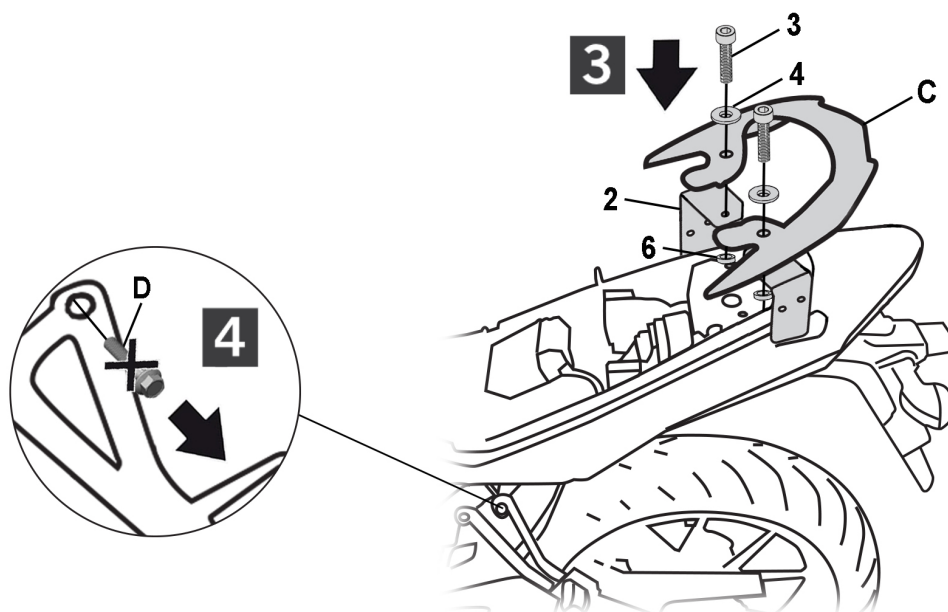
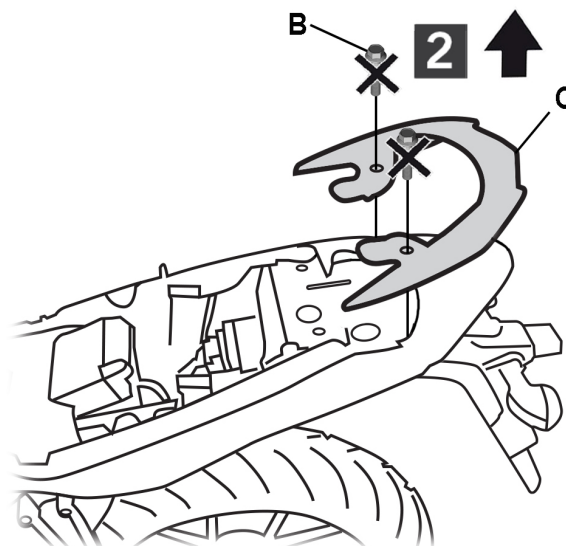
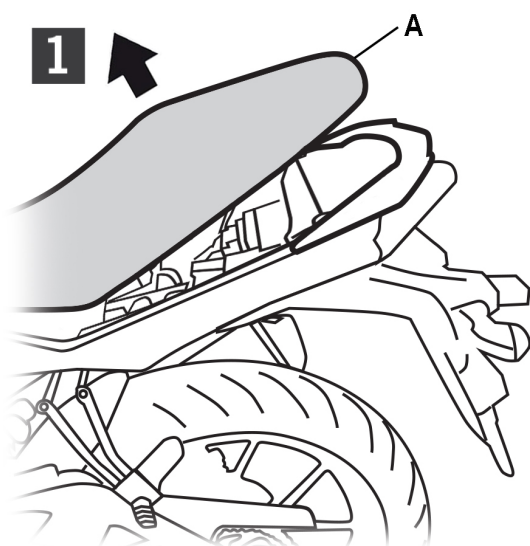
GB Do not fully tighten the screws until it is ensured that the KIT is correctly attached and aligned. Check tightness every 4 months.

E No apretar los tornillos del todo hasta asegurarse que el KIT está correctamente colocado y alineado. Repasar apriete cada 4 meses.

D Ziehen Sie die Schrauben nicht ganz fest, bevor Sie sich nicht vergewissert haben, daß der Bausatz korrekt eingestellt und ausgerichtet ist. Alle 4 Monate Drehmoment überprüfen.

I Non stringere del tutto le viti fin tanto non si è sicuri che il kit è collocato correttamente e allineato. Controllare il serraggio delle viti ogni 4 mesi.

F Ne pas serrer les vis avant d'être sûr que le KIT soit correctement positionné et ajusté. Vérifier le serrage des vis tous les 4 mois.



WWW.SHAD.ES

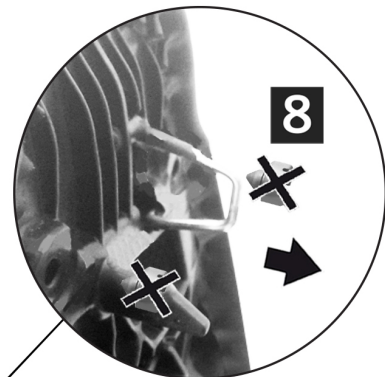
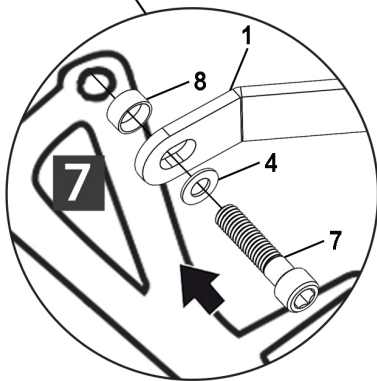
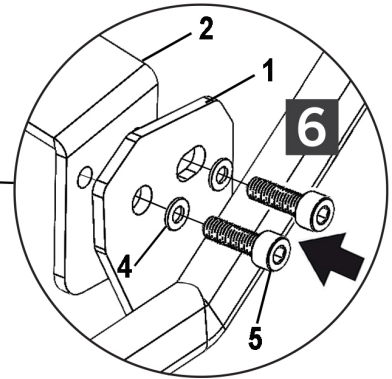
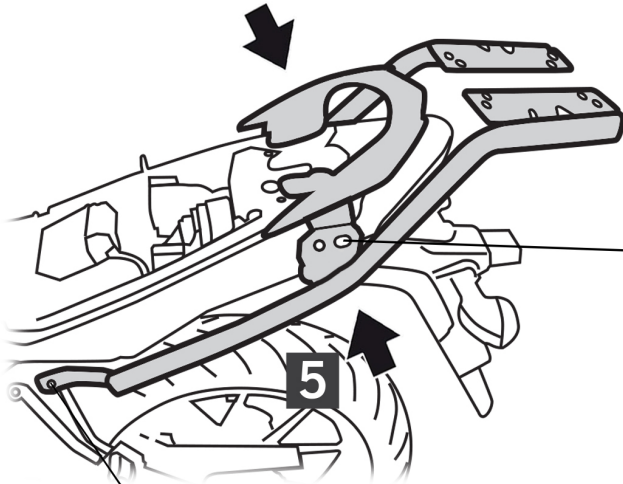
N° 46 Edition 2

*Compatible with small (D1B29PA), medium (D1B40PA), big (D1B481PA) and Alu (D1BTRPA) mounting plates, valid for all SHAD and SHAD TERRA top cases.

! WARNING!



Install case support to adjust the symmetrical of fitting kit position



Remove the original rubber in the under of seat

