

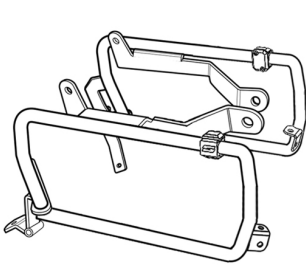
# SHAD

## KAWASAKI VERSYS 250/300X '17-20


4P KIT K01VR284P

**4P**  
SYSTEM

DESIGNED IN  
BARCELONA



1 K01VR284P-IM x1



2 EOD002 x1  
M10xL70 DIN 912



3 EOD049 x2  
WASHER M10



4 EOD033 x1  
NYLON NUT M10



5 EOD020 x1  
M8xL55 DIN 912



6 EOD028 x2  
WASHER M8



7 EOD035 x1  
NYLON NUT M8



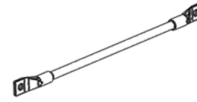
8 EOD009 x1  
M6xL50 DIN 912



9 EOD027 x6  
WASHER M6



10 EOD034 x3  
NYLON NUT M6



11 FID035 x1  
AS JOINT VERSYS 250



12 EOD005 x2  
M6xL15 DIN 912

### WARNING!

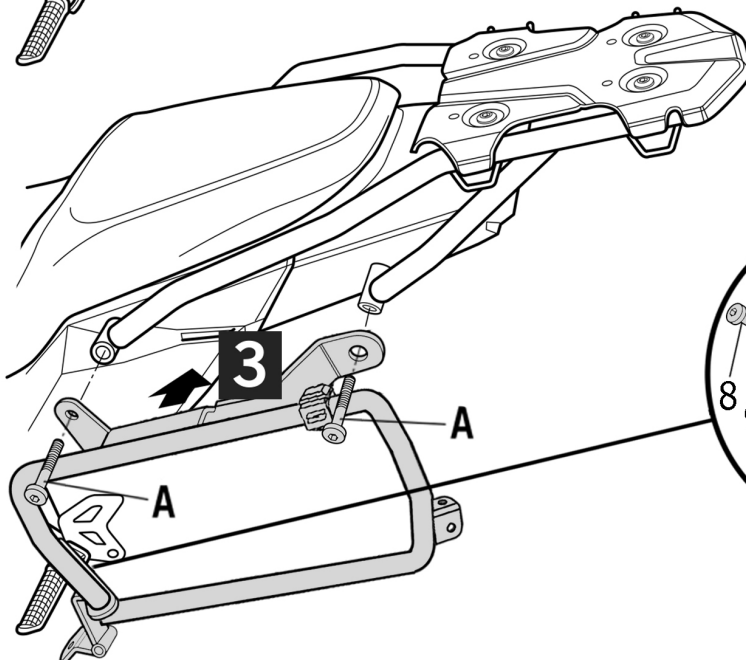
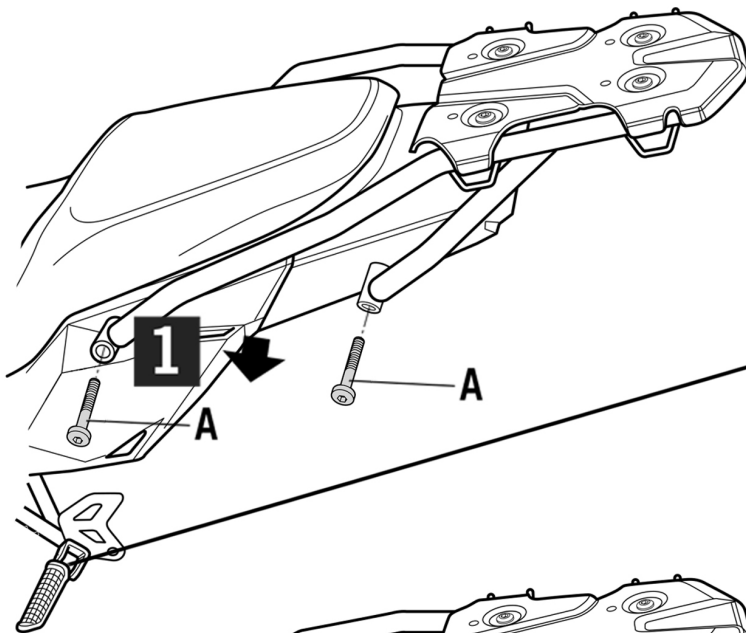
**(GB)** Do not fully tighten the screws until it is ensured that the KIT is correctly attached and aligned. Check tightness every 4 months.

**(E)** No apretar los tornillos del todo hasta asegurarse que el KIT está correctamente colocado y alineado. Repasar apriete cada 4 meses.

**(D)** Ziehen Sie die Schrauben nicht ganz fest, bevor Sie sich nicht vergewissert haben, daß der Bausatz korrekt eingestellt und ausgerichtet ist. Alle 4 Monate Drehmoment überprüfen.

**(I)** Non stringere del tutto le viti fin tanto non si è sicuri che il kit è collocato correttamente e allineato. Controllare il serraggio delle viti ogni 4 mesi.

**(F)** Ne pas serrer les vis avant d'être sûr que le KIT soit correctement positionné et ajusté. Vérifier le serrage des vis tous les 4 mois.



WWW.SHAD.ES

N° 73 Edition 2

